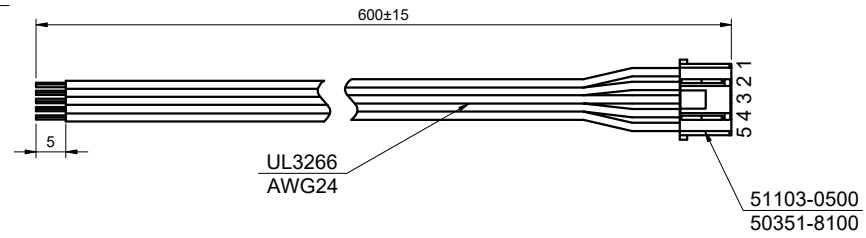
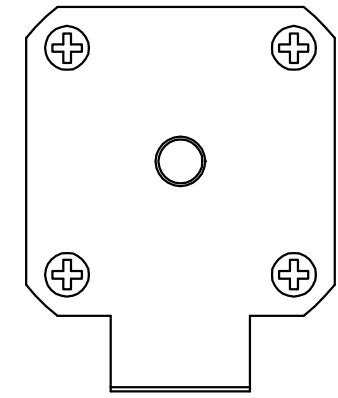
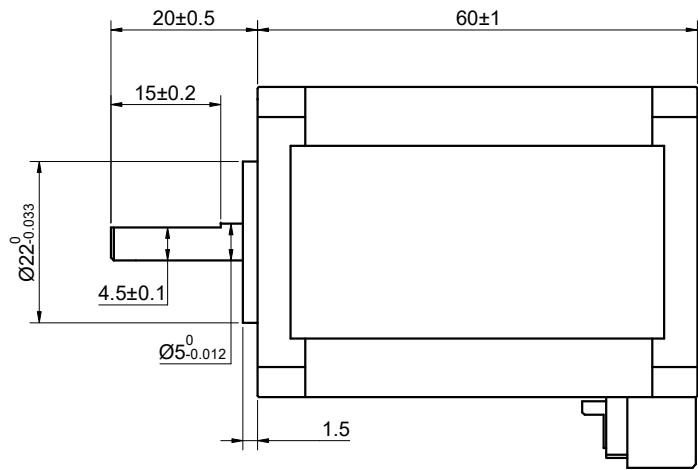
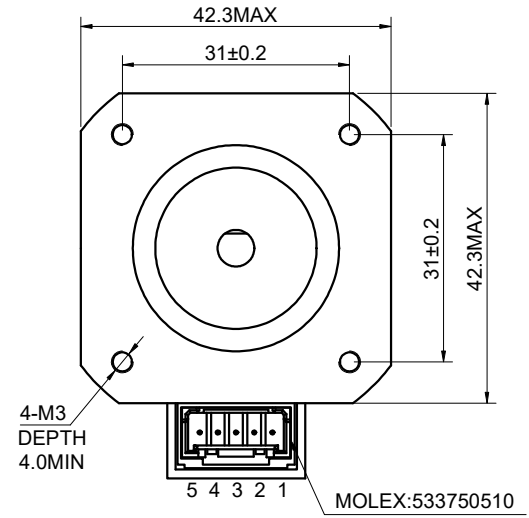


REV.	REVISION RECORD	BY	DATE
0	ORIGIN	LDJ	11.22.2023

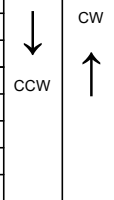
CUSTOMER'S MODEL: NO MODEL
END COVER COLOR: GRAY



CONNECTION	BIPOLAR
SPECIFICATION	BIPOLAR
PHASE	5
AMPS/PHASE	1.80
RESISTANCE/PHASE(Ohms)@25°C	0.64±10%
INDUCTANCE/PHASE(mH)@1KHz	0.60±20%
HOLDING TORQUE(Nm)[lb-in]	0.50[4.42]
STEP ANGLE(°)	0.72
STEP ACCURACY(NON-ACCUM)	±5.00%
ROTOR INERTIA(g-cm²)	-
WEIGHT(Kg)[lb]	-
AMBIENT TEMPERATURE	-10°C~50°C[14°F~122°F]
INSULATION CLASS	B 130°C[266°F]
TEMPERATURE RISE	MAX.80°C

FULL STEP 2 PHASE-Ex. WHEN FACING MOUNTING END (X)

STEP	A	B	C	D	E
1		-		+	+
2		-	-		+
3	+				
4	+		-	-	
5	+	+		-	
6		+		-	-
7		+	+		-
8	-		+		
9	-		+	+	
10	-	-		+	+



DIMENSIONS ARE IN MILLIMETERS.
TOLERANCES AS BELOW:
DECIMALS ANGLES
X ±0.5 ±2°
X.X ±0.25
X.XX ±0.13



MOTOR CONNECTION			
PIN NO	BIPOLAR	LEADS	WINDING
1	A	BLK	
2	B	GRN	
3	C	ORG	
4	D	RED	
5	E	BLU	

STEPPER MOTOR

17HF24-1805S

THIS DOCUMENT SHALL NOT BE REPRODUCED NOR SHALL THE INFORMATION CONTAINED HEREIN BE USED BY OR DISCLOSED TO OTHERS UNLESS EXPRESSLY AUTHORIZED IN BY WRITING STEPPERONLINE.

SIGNATURE		DATE
DRN	LDJ	11.22.2023
APVD	ZPJ	11.22.2023

REV.	0	SCALE	1:1	DWG NO.	A2552
------	---	-------	-----	---------	-------