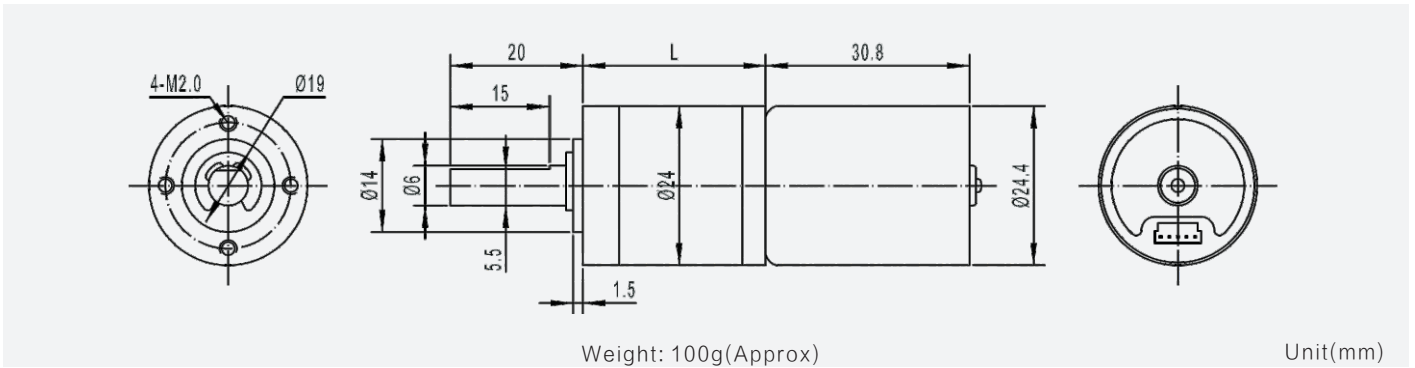


# GMP24-TEC2430

24mm planetary gearbox plus 24mm brushless motor

Module	0.4			
Rated torque (kg.cm)	5.0 kg.cm max			
Max momentary tolerance torque (kg.cm)	10.0 kg.cm max			
Reduction ratio	1/4	1/14 1/19 1/27	1/51, 1/71 1/100, 1/139	1/189, 1/264 1/369, 1/516 1/720
Number of gear stages	1	2	3	4
L (mm)	23	28	33	38

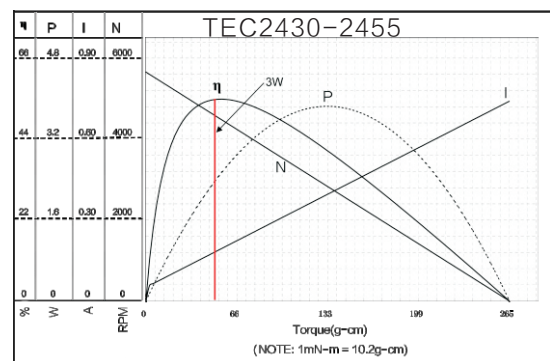
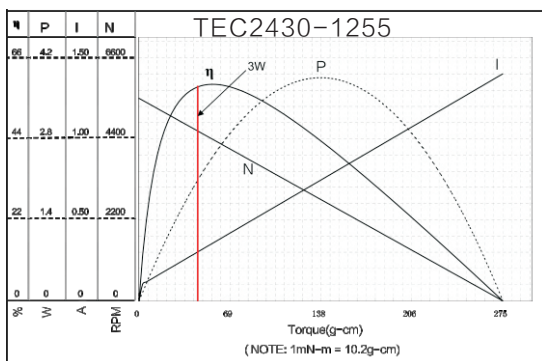


## Gear Motor Technical Data

Reduction ratio		19	27	51	71	100	139	189	264	369	516
12.0V	No-load speed(rpm)	280	195	105	75	55	40	29	21	15	11
	Rated speed(rpm)	250	180	95	68	48	35	25	18	13	9
	Rated torque(kg.cm)	0.6	1.0	1.4	2.0	2.8	4.0	5.0	5.0	5.0	5.0
24.0V	No-load speed(rpm)	280	195	105	75	55	40	29	21	15	11
	Rated speed(rpm)	250	180	95	68	48	35	25	18	13	9
	Rated torque(kg.cm)	0.6	1.0	1.4	2.0	2.8	4.0	5.0	5.0	5.0	5.0

## Motor Technical Data

Motor model	Rated voltage	No-load		Rated			Stall		
		Speed	Current	Speed	Torque	Current	Power	Torque	Current
	VDC	r/min	mA	r/min	g.cm	mA	W	g.cm	A
TEC2430-1255	12.0	5500	90	4500	50	330	2.3	270	1.4
TEC2430-2455	24.0	5500	50	4500	50	180	2.3	270	0.75



NOTE: the left side of red line area can continuous work